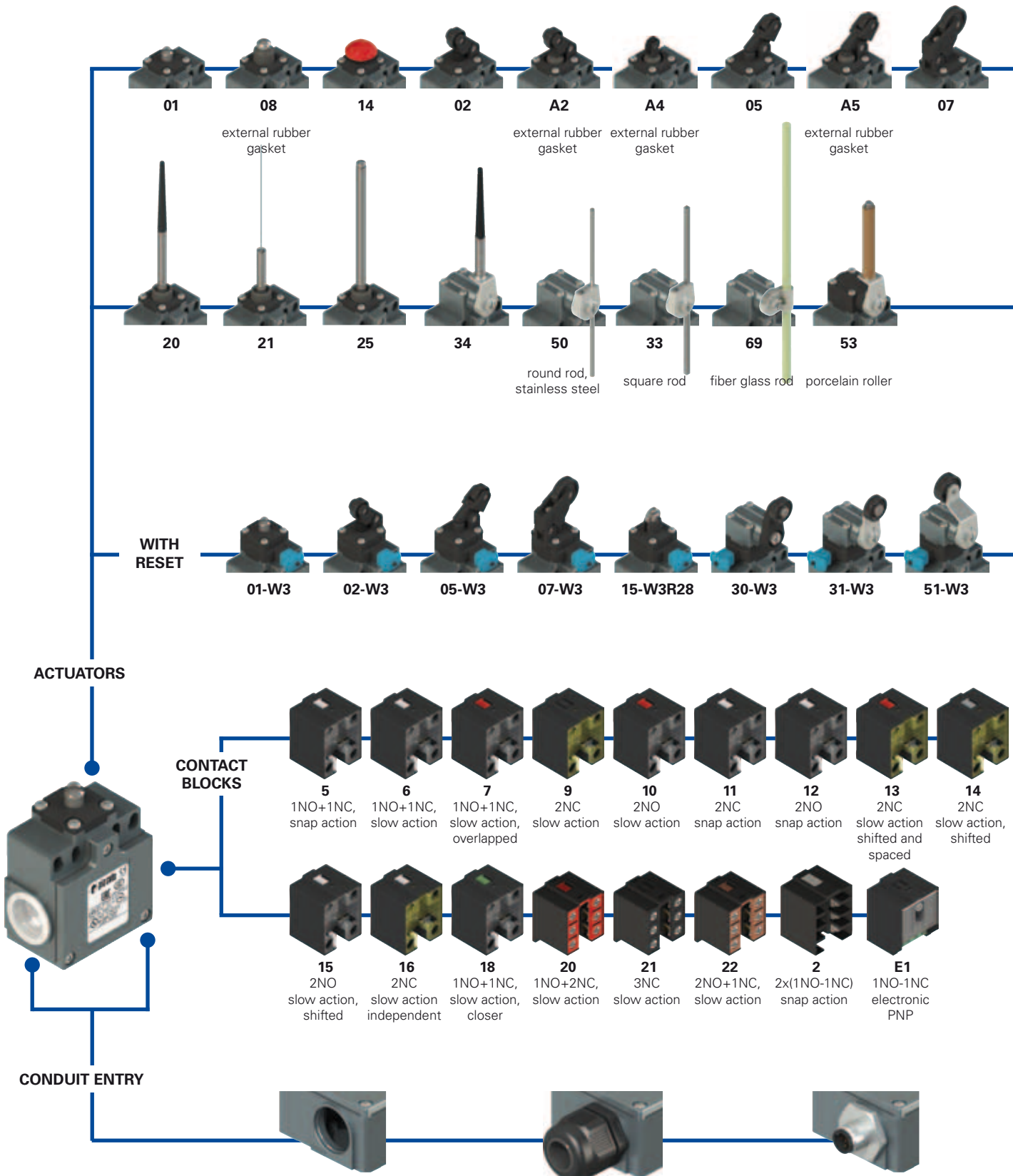


Selection diagram



Threaded conduit entries

M2	M20x1.5 (standard) PG 13.5
-----------	-------------------------------


With cable gland

K123	for cables from Ø 6 to Ø 12 mm from the right
K223	for cables from Ø 6 to Ø 12 mm from the left
K127	for cables from Ø 3 to Ø 7 mm from the right
K227	for cables from Ø 3 to Ø 7 mm from the left


With M12 metal connector

K41	8 poles, right
K42	8 poles, left
K51	5 poles, right
K52	5 poles, left

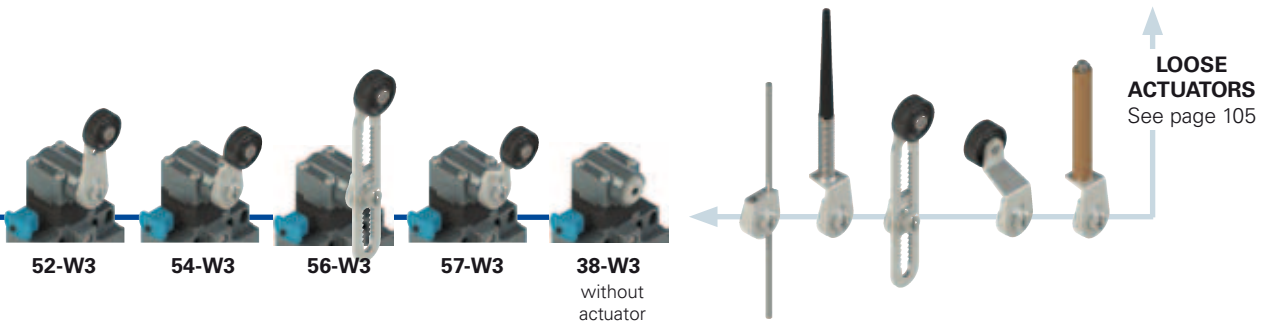
● product options
 → accessory sold separately



A7 external rubber gasket
15-R28 roller Ø 12 mm, stainless steel
16 roller Ø 20 mm
12
13 roller Ø 12 mm, stainless steel
76 rope switch for signalling



30 **31** **51** **52** **54** **55** adjustable lever
56 adjustable safety lever
57 **38** without actuator



52-W3 **54-W3** **56-W3** **57-W3** **38-W3** without actuator
LOOSE ACTUATORS
 See page 105

Code structure

Attention! The feasibility of a code number does not mean the effective availability of a product. Please contact our sales office.

article options options
FZ 502-W3GM2K51R23T6

Housing		Ambient temperature	
FZ	metal, two conduit entries		-25°C ... +80°C (standard)
Contact blocks		T6	-40°C ... +80°C
5	1NO+1NC, snap action	Pre-installed cable glands or connectors	
6	1NO+1NC, slow action		without cable gland or connector (standard)
7	1NO+1NC, slow action, overlapped	K123	cable gland for cables from Ø 6 to Ø 12 mm from the right
...	K51	M12 metal connector, 5 poles, right
Actuators		Please contact our technical service for the complete list of possible combinations.	
01	short plunger	Threaded conduit entry	Rollers
02	roller lever	M2	M20x1.5 (standard)
05	angled roller lever		PG 13.5
...		
Reset			
	without reset (standard)		R28
W3	simultaneous reset		stainless steel, Ø 12 mm (for actuators A4, 15)
W4	simultaneous reset, increased force		stainless steel, Ø 14 mm (for actuators A2, 02, A5, 05, 30, 31, 51, 52, 54, 55, 56, 57)
Contact type			stainless steel, Ø 20 mm (for actuators 30, 31, 51, 52, 54, 55, 56, 57)
	silver contacts (standard)		technopolymer, Ø 35 mm (for actuators 30, 31, 51, 52, 54, 55, 56, 57)
G	silver contacts with 1 µm gold coating (not for contact block 2)		rubber, Ø 40 mm (for actuators 30, 31, 51, 52, 54, 55, 56, 57)
			rubber, Ø 50 mm (for actuators 51, 52, 54, 55, 56, 57)
			rubber, protruding, Ø 50 mm (for actuators 55, 56)